











<div>  <div> HILLVIEW SENIOR MEN'S GOLF LEAGUE <div> NEXT LUNCHEON SEPTEMBER 17 39th SEASON </div> </div>  </div>														
MEMBERS		ROUND 19 TEE-TIME LIST SCHEDULED NINE	ROUND 18 RESULTS ---- 9/3/25					HISTORY						
					Points over Old Quota		Points Scored		Won in 2025 **	Old Quota	Minimum Point Score***	Average Point Score****	Last 3 Scores Adjstd Pts Recent-->	
			New Quota*	Assigned Flight			Front	Back						
						WINNERS								
ADEY	DAVE	Back	6	C	-6		0		\$40	6	5	3.0	8	5
AMERCAULT	BOB	Back	11	B	EVEN		11		\$100	11	10	9.4	11	12
ANGELO	JOHN	Front	7	B	+1			8	\$90	7	6	6.2	7	7
ANNAIAN	ROBERT	Back	1	D	EVEN		1		\$0	1	0	0.9	1	0
ARMSTRONG	TOM	Back	9	B	+1		10		\$100	9	8	7.8	10	8
ASSINI	RON	Back	9	C	EVEN		8		\$80	8	7	6.1	6	11
BARBOSA	RICHARD	Front	4	D	+2	D Back \$20		5	\$70	3	2	2.4	3	3
BARLETTA	JOE	Front	4	D	+2	D Back \$20		5	\$20	3	2	2.7	2	4
BARRASSO	ED	Back		D					\$0					2
BARRY	DAVID	Front	7	B	+2	B Back \$10		8	\$50	6	5	5.2	5	6
BARRY	GREG	Back	8	B	+1		8		\$60	7	6	6.0	9	7
BASTIANI	TONY	Back	4	D	+1	D Front \$20	5		\$60	4	3	3.7	4	4
BATTLES	RICHARD	Back	6	B					\$80	6	5	6.1	6	6
BEAUCALIRE	JIM	Back	2	D					\$10	2	1	1.8	2	1
BEAUPRE	RONALD	Back	7	C					\$10	7	6	5.0	8	6
BEIGHLEY	JAMES	Front	3	D	-3			1	\$20	4	3	2.9	4	3
BENTLEY	ROBERT	Back	11	A					\$50	11	10	9.4	12	10
BERRY	BILL	Front	4	D					\$20	4	3	1.9	2	3
BERTETTI	DAVE	Back	2	D					\$10	2	1	1.7	2	1
BESSONE	CARLO	Back	8	B	-3		5		\$100	8	7	6.0	7	9
BISHOP	DAVID	Front	9	A	+1			10	\$20	9	8	8.3	9	9
BLACKWOOD	BRIAN	Front	5	C					\$60	5	4	3.5	6	4
BLEIR	KEVIN	Back	2	D	-2		1		\$10	3	2	1.7	2	3
BONGIOVANNI	ANTHONY	Front	1	D	-2			0	\$20	2	1	1.3	1	1
BONO	JACK	Back	9	A					\$10	9	8	7.3	7	9
BOOTH	WALTER	Front	5	C	+1			6	\$60	5	4	4.3	5	6
BOTELHO	ARTHUR	Front	4	C	+1			5	\$40	4	3	3.3	3	4
BOYCE	BOB	Back	4	C	+1		5		\$40	4	3	3.9	4	3
BROWN	LARRY	Front	4	D	-3			2	\$90	5	4	2.8	5	4
BROWN	RICHARD	Front	4	C	-1			3	\$0	4	3	3.8	5	3
BUCKLEY	JIM	Front	5	C			DQ3		\$10	5	4	4.7	5	5
BURKE	ED	Back	11	A	+2	A Front \$10	13		\$40	11	10	9.4	10	12
BURKE	HANK	Back	10	A	-2		9		\$60	11	10	9.3	10	10
BURKE	JOE	Back	6	C	+2	C Front \$20	7		\$70	5	4	4.5	5	4
BUTCHER	SIMON	Front	5	B	-2			4	\$0	6	5	4.8	6	6
CALVERT	IAN	Front	8	A	EVEN			8	\$60	8	7	8.0	8	8
CANNON	JERRY	Front	3	D	EVEN			3	\$40	3	2	2.7	2	3
CAPOZZI	DAN	Front	9	B	EVEN			9	\$40	9	8	8.5	8	9
CARDOZA	PAT	Front	3	D	-3			0	\$60	3	2	2.4	3	3
CARUCCI	CHARLES	Back	3	D					\$0	3	2	3.2	2	2
CATANZANO	PAUL	Front	9	A	+2			10	\$0	8	7	7.6	7	8
CAVALLARO	SEB	Back	6	C	-2		4		\$70	6	5	4.8	5	8
CHAISSON	ALEX	Front	6	C					\$90	6	5	3.1	4	8
CIACCIA	TOM	Back	5	D	-2		3		\$70	5	4	3.4	6	5
CIULLA	GUS	Back	5	B	-5		1		\$20	6	5	5.1	5	5
COCCHIARO	TONY	Front	7	A					\$80	7	6	6.2	7	7
COLEMAN	FRANCIS	Front	8	C	+2	C Back \$10		9	\$70	7	6	6.1	8	6

HILLVIEW SENIOR MEN'S GOLF LEAGUE																	
NEXT LUNCHEON SEPTEMBER 17										39th SEASON							
MEMBERS		ROUND 19 TEE-TIME LIST SCHEDULED NINE	ROUND 18 RESULTS ---- 9/3/25					HISTORY									
					Points over Old Quota		Points Scored		Won in 2025 **	Old Quota	Minimum Point Score***	Average Point Score****	Last 3 Scores Adjstd Pts Recent->				
			New Quota*	Assigned Flight													
							WINNERS		Front	Back							
COLLINS	BILL	Back	8	B	+2	B Front \$10	9		\$60	7	6	6.8	8	7	9		
CONSTANTINE	PETER	Back	3	D					\$30	3	2	2.4	4	2	4		
COSTELLO	PETER	Front	11	A	+3			12	\$10	9	8	9.1	8	10	12		
CRANNEL	JON	Front	9	A	-1			9	\$40	10	9	9.2	9	9	9		
CRAWFORD	JOHN	Back	8	B	-6	A Back \$10	2		\$50	8	7	6.2	9	7	7		
CREIGHTON	BOB	Front	11	A	+4			13	\$60	9	8	8.9	9	10	13		
CUOZZO	BOB	Front	5	C	+1			6	\$30	5	4	4.9	5	5	6		
CURRAN	DAVE	Back	3	D	EVEN		3		\$10	3	2	2.9	3	3	3		
D'ENTREMONT	ROGER	Back	2	D		A Front \$40			\$0	2	1	1.2	2	2	1		
DASCOLI	ERNIE	Back	11	A	+5		14		\$80	9	8	8.6	9	9	14		
DEHART	DON	Back	7	B	EVEN		7		\$0	7	6	5.4	6		7		
DENARO	PAUL	Back	4	D	-3		1		\$70	4	3	2.1	2	5	3		
DEVOE	ARMAND	Front	3	D	-1		2		\$40	3	2	2.2	3	3	2		
DILIEGRO	TOM	Front	4	D	-1			3	\$90	4	3	2.7	5	3	3		
DINSMORE	FRANK	Front	14	A	+2		15		\$50	13	12	12.2	13	13	15		
DORSEY	PAUL	Front	6	C	-4		2		\$50	6	5	4.8	7	5	5		
DOUCETTE	ROBERT	Front	7	B					\$60	7	6	6.4	7	6	8		
EMMA	SAL	Front	4	D					\$60	4	3	3.3	3	3	5		
ETHIER	JAMIE	Back	8	B	-4		4		\$10	8	7	6.5	10	7	7		
FAY	STEVE	Back	2	D	EVEN		2		\$20	2	1	1.5	3	3	2		
FERRARO	FRANK	Front	6	B	-3	D Front \$20	4		\$40	7	6	5.8	7	6	6		
FEYRE	TOM	Back	9	A	-1		9		\$70	10	9	8.2	9	9	9		
FILOSI	JOHN	Back	11	A	+1		12		\$20	11	10	10.6	10	12	12		
FISHER	WAYNE	Front	10	A	-3		7		\$100	10	9	8.3	9	12	9		
FITZGERALD	DAVE	Front	7	A	-2		5		\$20	7	6	6.8	7	8	6		
FITZGERALD	RAY	Front	4	D	-2		2		\$70	4	3	2.4	1	5	3		
FLYNN	JIM	Back	6	B					\$10	6	5	5.8	7	7	6		
FORD	JOHN	Back	2	D	+1		3		\$40	2	1	1.2	1	1	3		
FRANZOSA	PAT	Front	6	B	EVEN	A Back \$40 B Back \$10	6		\$50	6	5	5.0	7	5	6		
FULLERTON	PAUL	Front	10	A					\$0	10	9	9.2	11	9	9		
GILARDI	LOU	Front	7	C	EVEN		7		\$50	7	6	5.6	5	9	7		
GIRARD	BUD	Front	12	A	+5		14		\$100	9	8	9.0	9	9	14		
GOULD	DAVE	Front	7	B	+2		8		\$30	6	5	5.1	4	8	8		
GRANEY	JOHN	Front	3	D	EVEN		3		\$30	3	2	2.3	2	2	3		
GRANNAN	BILL	Front	10	C	-2		8		\$60	10	9	8.2	11	9	9		
GREEN	TIM	Front	8	A	-1		7		\$30	8	7	7.1	9	8	7		
GUNDRUM	ED	Back	6	C	+1		7		\$50	6	5	4.7	8	8	7		
HAGER	GARY	Back	2	D	-2		0		\$70	2	1	1.5	2	2	1		
HAHN	TERRY	Back	6	D	-4		2		\$110	6	5	3.3	5	8	5		
HARVEY	DON	Back	7	B	-1		7		\$40	8	7	6.1	6	8	7		
HENDERSON	RON	Back	7	C	-3		4		\$40	7	6	4.6	5	10	6		
HOBBY	HARRIE	Front	6	B	-1		5		\$40	6	5	5.2	6	7	5		
HOOD	CHET	Front	1	D					\$10	1	0	1.5	1	1	1		
HOYT	GREGORY	Front	12	A	-4		9		\$20	13	12	11.5	12	12	12		
HUNT	DAVID	Front	6	C	-2		6		\$120	8	7	5.6	7	7	7		
HUNT	STEVEN	Front	11	A					\$0	11	10	9.7	10	13	11		
JENSEN	RICHARD	Front	10	B	EVEN		10		\$50	10	9	7.6	12	9	10		
JEZOWSKI	JIM	Back	4	C					\$40	4	3	3.9	4	4	4		

<div>  <div> HILLVIEW SENIOR MEN'S GOLF LEAGUE </div>  </div>													
<div> <div>NEXT LUNCHEON SEPTEMBER 17</div> <div>39th SEASON</div> </div>													
MEMBERS		ROUND 19 TEE-TIME LIST SCHEDULED NINE	ROUND 18 RESULTS ---- 9/3/25					HISTORY					
					Points over Old Quota		Points Scored		Won in 2025 **	Old Quota	Minimum Point Score***	Average Point Score****	Last 3 Scores Adjstd Pts Recent->
			New Quota*	Assigned Flight			Front	Back					
						WINNERS							
JOSEPHSON	BILL	Front	8	C					\$90	8	7	5.5	6 10 7
KAES	OTTO	Back	9	B	-4		5		\$30	9	8	7.0	10 8 8
KASPZAK	KENNETH	Front	5	B	+2	B Back \$10		6	\$60	4	3	4.1	3 3 6
KLOCKOW	DENNIS	Back	2	D					\$0	2	1	1.2	1 1 3
KWIATKOWSKI	CHESTER A	Front	9	A	-5		4		\$40	9	8	7.2	10 8 8
LAMONTAGNE	HENRY	Front	7	B	-1		8		\$30	9	8	6.3	8 8 8
LANKOWSKI	JAN	Front	2	D	-1		1		\$40	2	1	1.5	3 2 1
LAQUIDARA	PETER	Back	12	A	-4		8		\$80	12	11	9.7	11 14 11
LARSON	GEORGE	Back	11	A	-2		9		\$40	11	10	8.8	9 14 10
LASCOLA	MATT	Back	11	A	+1		12		\$50	11	10	9.3	9 12 12
LINEHAN	JEFF	Back	4	D					\$0	4	3	3.5	5 4 3
LOCKE	CHARLES	Back	7	B	+3	B Front \$40	9		\$90	6	5	5.7	5 6 9
LOGSDON	PHIL	Back	5	B	-3		2		\$110	5	4	4.0	6 5 4
LONGO	ERNIE	Front	6	C	EVEN		5		\$20	5	4	4.0	3 7 5
MACARTHUR	KEN		4	C					\$0	4	3	3.4	4 4 3
MACDONALD	JOHN	Front	11	A	-2		9		\$0	11	10	10.8	10 12 10
MACDONALD	LEONARD	Front	6	B	+2	B Back \$10	8		\$20	6	5	4.7	4 7 8
MACISAAC	DAN	Front	2	D	+1		3		\$40	2	1	1.8	2 2 3
MAGUIRE	CHARLES	Front	7	C	+1		8		\$50	7	6	5.8	7 9 8
MAILLET	GARY	Back	4	C	-2		2		\$10	4	3	3.5	4 3 3
MARCHESE	JAMES	Front	2	D					\$10	2	1	1.7	2 2 1
MARRIER	PAUL	Front	11	A					\$80	11	10	10.3	12 11 12
MAZUR	DAVE	Front	4	C					\$0	4	3	3.7	5 5 3
MCCORMICK	JOHN	Back	8	B	+1		9		\$30	8	7	7.3	8 8 9
MCKALLAGAT	SHAWN	Back	8	B	-4		4		\$70	8	7	6.8	8 9 7
MCQUILKIN	JACK	Front	6	C	-1		5		\$60	6	5	5.2	6 6 5
MERCURI	RAYMOND	Front	7	B			DQ3		\$40	7	6	5.1	8 7 9
MERKEL	DAVID	Front	7	B	-2		6		\$10	8	7	6.0	7 7 7
MILOTTE	ROBERT	Back	4	C	-2		4		\$60	6	5	3.9	5 5 5
MULCAHY	BILL	Front	9	A	-3		7		\$30	10	9	8.3	9 9 9
MURPHY	JAMES	Front	9	A	EVEN		9		\$30	9	8	6.8	11 8 9
MURPHY	WILLIAM	Front	2	D	-1		1		\$60	2	1	1.5	1 3 1
NESTOR	PETER	Back	7	B	-4		3		\$50	7	6	4.2	9 7 6
NICHOLS	KEVIN	Back	12	A	+1		13		\$90	12	11	11.2	12 12 13
NICIEWSKY	ROSS	Front	8	B	-2		7		\$70	9	8	6.9	10 9 8
NOBLE	FRANK	Back	5	C	+2	C Front \$20	6		\$70	4	3	3.8	4 4 6
NORTON	ANDY	Back	4	D	-4		2		\$160	6	5	3.4	5 5 5
NYE	RAYMOND	Back	5	C	-4		2		\$0	6	5	3.5	5 7 5
O'CONNELL	ROC	Front	9	B	-1		10		\$80	11	10	7.2	9 10 10
O'KEEFE	RON	Front	8	A	+1		9		\$20	8	7	6.8	7 7 9
OLIVER	SCOTT	Back	9	A	-1		8		\$20	9	8	7.3	8 10 8
PANTALEO	JACK	Back	5	C	-4		1		\$10	5	4	4.1	6 5 4
PAONE	FRANK	Front	5	C	+2	C Back \$10	6		\$30	4	3	3.9	4 3 6
PENNY	AL	Front	7	B					\$0	7	6	6.0	7 6 6
PETERS	REGGIE	Back	5	D	-2		3		\$40	5	4	3.2	6 4 4
PITHIS	STEVEN	Back	11	A	-5		6		\$90	11	10	7.6	9 14 10
POORE	LARRY	Front	8	B	+3	B Back \$40	7	10	\$50	7	6	5.5	6 6 10
POPP	HAROLD	Back	7	B	-1		7		\$60	8	7	7.3	7 7 7
PORTER	GLENN	Back	6	B					\$0	6	5	5.8	6 5 7

HILLVIEW SENIOR MEN'S GOLF LEAGUE													
<div><div></div><div><div>NEXT LUNCHEON SEPTEMBER 17</div><div>39th SEASON</div></div><div></div></div>													
MEMBERS		ROUND 19 TEE-TIME LIST SCHEDULED NINE	ROUND 18 RESULTS ---- 9/3/25				HISTORY						
					Points over Old Quota	 WINNERS	Points Scored		Won in 2025 **	Old Quota	Minimum Point Score***	Average Point Score****	Last 3 Scores Adjstd Pts Recent->
			New Quota*	Assigned Flight			Front	Back					
QUIMBY	FRANK	Front	8	B	EVEN			8	\$90	8	7	6.8	10 7 8
QUINN	PHIL	Back	6	C	-3		5		\$70	8	7	5.8	7 7 7
REED	DOUG	Back	6	D	EVEN		6		\$50	6	5	4.9	6 7 6
REGO	RICHARD	Front	6	B					\$20	6	5	5.2	6 5 5
REND	FRANK	Front	4	D					\$10	4	3	2.2	5 3 3
RIESENBERG	DON	Back	6	B	+1		7		\$0	6	5	5.3	5 5 7
RODENHISER	AL	Front	5	C	-3			2	\$10	5	4	4.3	5 6 4
ROSS	GEORGE	Front	9	A	EVEN			10	\$80	10	9	7.6	9 9 10
SANTOSUOSSO	FREDDY	Back	7	B					\$40	7	6	6.0	8 6 6
SAVAGEAU	RONALD		0	D					\$0	0	0	0.6	0 0 0
SCANLON	LEO	Back	8	B		C Back \$40			\$10	8	7	7.1	9 8 7
SEREVITCH	JAMES	Back	9	A					\$90	9	8	7.3	6 9 11
SHAW	JOHN	Back	2	D	EVEN		2		\$0	2	1	1.6	1 2 2
SIMMONS	GARY	Back	8	C	-5		4		\$90	9	8	5.9	11 8 8
SMITH	ED	Back	12	A	-1		12		\$100	13	12	10.5	14 12 12
SMITH	PAUL	Front	4	D	EVEN			5	\$90	5	4	3.4	5 5 5
SNOW	GEORGE	Back	9	A					\$20	9	8	8.4	9 9 9
STACK	GEORGE	Front	7	C	+3			9	\$110	6	5	4.9	6 8 9
STRANDBERG	ROBERT	Back	10	A	-3		7		\$50	10	9	8.1	9 11 9
STRATTON	RICHARD	Back	7	B					\$20	7	6	6.1	7 8 8
SULLIVAN	BILL	Back	10	A				\$20	10	9	10.4	10 10 10	
SULLIVAN	DANIEL	Back	9	A	+1	10		\$50	9	8	8.4	9 8 10	
SWANSON	CARL	Front	6	C	+1		7	\$30	6	5	5.2	7 5 7	
TALBOT	WALTER	Front	2	D	+1		3	\$50	2	1	1.4	3 1 3	
TAMMARO	FRANK	Back	7	C	+1	8		\$40	7	6	5.7	6 9 8	
TAYLOR	JAMES	Back	11	A				\$40	11	10	10.2	11 10 10	
TRICCA	CARL	Front	5	C	+1		5	\$30	4	3	4.0	4 3 5	
TRUITT	DON	Front	7	A	-1		6	\$40	7	6	6.1	6 8 6	
TSAKOS	NICK	Back	6	C	-6	0		\$30	6	5	4.2	7 5 5	
WALDEN	GEORGE	Front	4	C				\$10	4	3	4.0	4 4 4	
WALL	FRANK	Back	5	C				\$40	5	4	4.6	5 5 5	
WALSH	TOM	Front	9	A	+4	A Back \$10		11	\$60	7	6	7.3	7 7 11
WARD	CHARLES	Front	5	C					\$10	5	4	4.0	6 4 4
WEINER	LAWRENCE	Back	2	C	-3		0		\$70	3	2	2.5	2 2 2
WILLIAMS	BOB	Back	5	C					\$20	5	4	4.5	5 5 6
WITT	FRANK	Back	0	D	-1		0		\$0	1	0	0.6	0 0 0
YOUNG	COLIN	Front	11	A	-4			7	\$80	11	10	8.5	14 10 10
									\$0				
									\$0				
									\$0				

ROUND 18		SCHEDULED ON		NEW MEMBERS	
PLAYED FRONT NINE	64	FRONT NINE	91	TOTAL MEMBERS	25
PLAYED BACK NINE	73	BACK NINE	88		181
TOTAL PLAYERS	137	UNSCHEDULED	2	RAINOUT or OPEN DATE	0

WHITE TEE MEMBERS	52
GOLD TEE MEMBERS	129

AVERAGE QUOTA	6.5
APS OVERALL	5.4

*NEW QUOTA = AVG(HGHST of LAST 3 SCRS + AVG PNT SCR)
*FEWER THAN THREE SCORES - NO QUOTA
**WINNINGS CAPPED AFTER MEMBER WINS \$155 OR MORE
***MINIMUM POINT SCORE = OLD QUOTA MINUS 1
****AVG PNT SCR - CUMULATIVE SINCE SEASON START
LAST SEASON'S VALUE UNTIL 4 ROUNDS ARE PLAYED

DQ = DISQUALIFIED	NEW QUOTA	ASSIGNED FLIGHT	WINNERS TO DATE	159	GOLF PRIZES TO DATE	391
-------------------	-----------	-----------------	-----------------	-----	---------------------	-----

TEE CHOSEN FOR SEASON	WHITE				MUST PLAY FROM WHITE TEES	
	GOLD				MUST PLAY FROM GOLD TEES	
						YOU MUST PLAY YOUR TEE EVEN IF OTHERS IN GROUP PLAY OTHER TEE

DQ1 Wrong Nine DQ2 Wrong Tee DQ3 Wrong Scorecard Side DQ4 No Full Last Names DQ5 Missing Date or Signatures DQ6 Other
--

IF OTHERS ARE WAITING

AND NO POINTS ARE

POSSIBLE, PLEASE PICK UP



ROUND 18 WINNERS		
<div>★ ★ ★ ★ ★</div> <div><u>FLIGHT A</u></div> <div>45 MEMBERS</div> <div>★ ★ ★ ★ ★</div>	FRONT NINE	BACK NINE
	14 MEMBERS PLAYED +5 WON \$40 +2 WON \$10 ED BURKE \$10 ERNIE DASCOLI \$40	21 MEMBERS PLAYED +5 WON \$40 +4 WON \$10 BOB CREIGHTON \$10 BUD GIRARD \$40 TOM WALSH \$10
<div>★ ★ ★ ★ ★</div> <div><u>FLIGHT B</u></div> <div>45 MEMBERS</div> <div>★ ★ ★ ★ ★</div>	18 MEMBERS PLAYED +3 WON \$40 +2 WON \$10 BILL COLLINS \$10 CHARLES LOCKE \$40	18 MEMBERS PLAYED +3 WON \$40 +2 WON \$10 DAVID BARRY \$10 DAVE GOULD \$10 KENNETH KASPAK \$10 LEONARD MACDONALD \$10 LARRY POORE \$40
<div>★ ★ ★ ★ ★</div> <div><u>FLIGHT C</u></div> <div>46 MEMBERS</div> <div>★ ★ ★ ★ ★</div>	17 MEMBERS PLAYED +2 WON \$20 JOE BURKE \$20 FRANK NOBLE \$20	18 MEMBERS PLAYED +3 WON \$40 +2 WON \$10 FRANCIS COLEMAN \$10 FRANK PAONE \$10 GEORGE STACK \$40
<div>★ ★ ★ ★ ★</div> <div><u>FLIGHT D</u></div> <div>45 MEMBERS</div> <div>★ ★ ★ ★ ★</div>	15 MEMBERS PLAYED +1 WON \$20 TONY BASTIANI \$20 JOHN FORD \$20	16 MEMBERS PLAYED +2 WON \$20 RICHARD BARBOSA \$20 JOE BARLETTA \$20
<div>★ ★ ★ ★ ★</div>	SEPTEMBER 3, 2025	39th SEASON
	155 OUT OF 181 MEMBERS PLAYED >=50% OF ROUNDS	
	88% (159) OF MEMBERS WON 391 GOLF PRIZES	



IF OTHERS ARE WAITING
AND NO POINTS ARE
POSSIBLE, PLEASE PICK UP



LEAGUE STATISTICS
AFTER 18 ROUNDS OF PLAY

TABLE 1
2025 SEASON - RESULTS AFTER 18 ROUNDS OF PLAY

	Number of Players		Percent		\$	\$	\$ Won	\$ Won			
	Members (New)	Average	Winners	Winners	Allocated	Won	per	per	Max	Over	Percent
							Member	Winner	\$ Won	"Limit"	Attendance
Flight A	45 (6)	35	41	91%	\$2,052	\$2,120	\$47	\$52	\$100	0	78%
Flight B	45 (7)	34	40	89%	\$2,052	\$2,060	\$46	\$52	\$110	0	75%
Flight C	46 (6)	32	42	91%	\$2,052	\$2,040	\$44	\$49	\$120	0	71%
Flight D	45 (6)	28	36	80%	\$2,052	\$1,700	\$38	\$47	\$160	1	62%
Total	181 (25)	129	159	88%	\$8,208	\$7,920	\$44	\$50	\$160	1	71%

TABLE 2

AVERAGE POINTS SCORED OVER QUOTA
Running Average Round 18
-0.85 -0.74

TABLE 3

AVERAGE QUOTA
Before Play After Play
6.48 6.46

CHART 1 - NUMBERS IN FLIGHTS
Overall Members per Flight - Blue Line

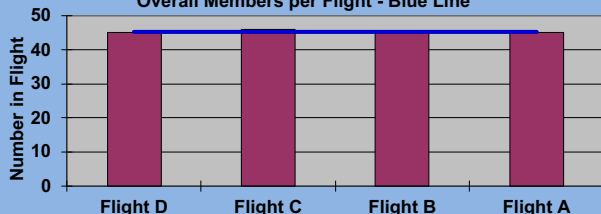


CHART 2 - AVERAGE POINT SCORE DISTRIBUTION

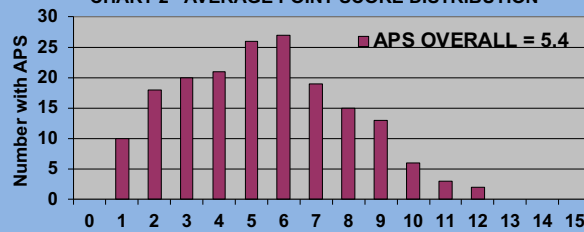


CHART 3 - WINNINGS BY FLIGHT
Overall Average - Blue Line

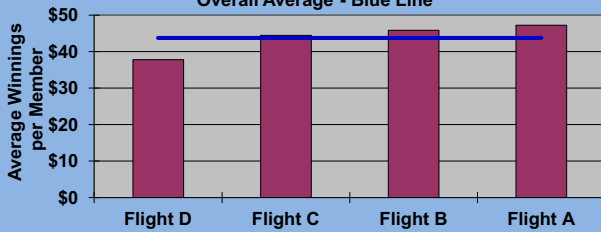


CHART 4 - WINNINGS BY AVERAGE POINT SCORE
Overall Average - Blue Line

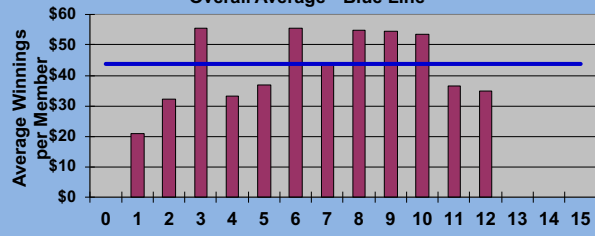


CHART 5 - PERCENT WINNERS BY FLIGHT
Overall Percent - Blue Line

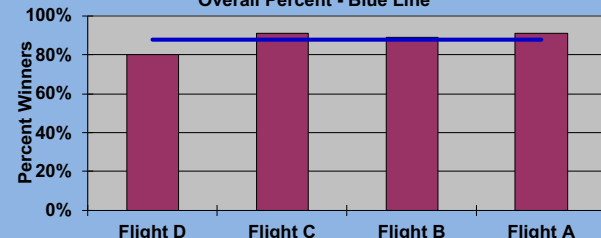
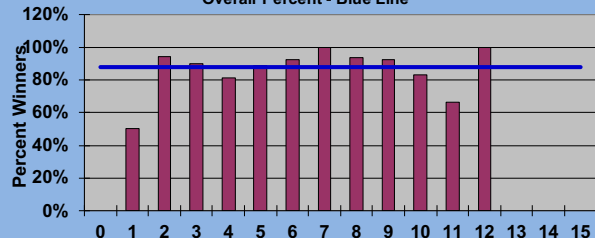


CHART 6 - PERCENT WINNERS BY AVERAGE POINT SCORE
Overall Percent - Blue Line





IF OTHERS ARE WAITING

AND NO POINTS ARE

POSSIBLE, PLEASE PICK UP



GOLD AND WHITE TEES COMPARISON AFTER 18 ROUNDS OF PLAY

TABLE 4
2025 SEASON - RESULTS AFTER 18 ROUNDS OF PLAY

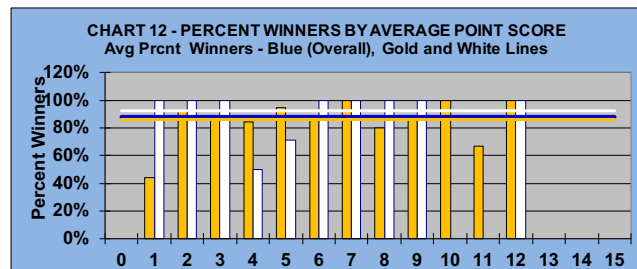
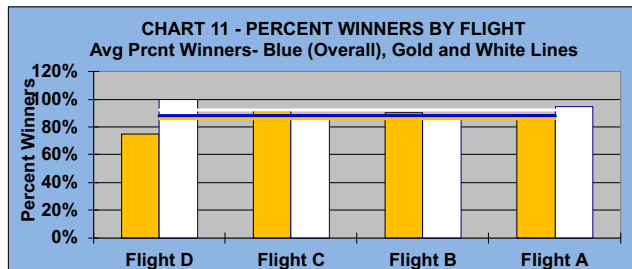
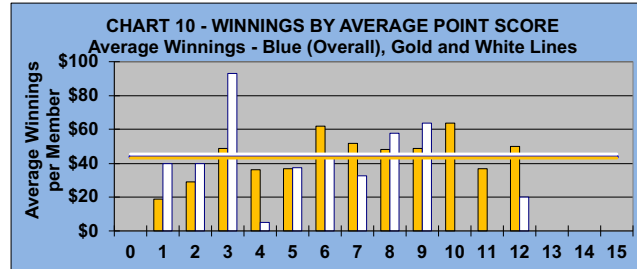
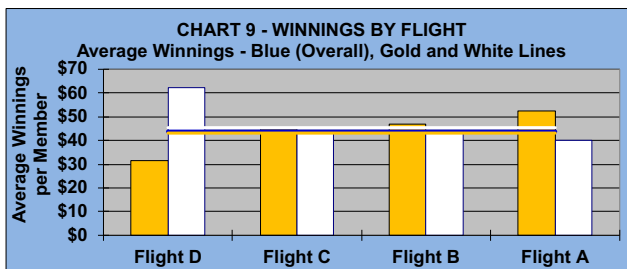
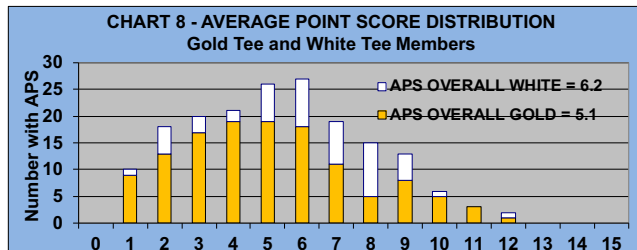
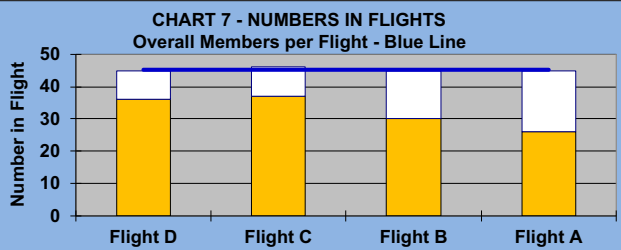
	Number of Members Who Play From		\$ Won			\$ Won per Member		Number of Winners		Percent Winners		Max \$ Won	
	Gold Tees	White Tees	Gold Tees	White Tees		Gold Tees	White Tees	Gold Tees	White Tees	Gold Tees	White Tees	Gold Tees	White Tees
Flight A	26	19	\$1,360	\$760		\$52	\$40	23	18	88%	95%	\$100	\$100
Flight B	30	15	\$1,410	\$650		\$47	\$43	27	13	90%	87%	\$110	\$100
Flight C	37	9	\$1,650	\$390		\$45	\$43	34	8	92%	89%	\$120	\$80
Flight D	36	9	\$1,140	\$560		\$32	\$62	27	9	75%	100%	\$90	\$160
Total	129	52	\$5,560	\$2,360		\$43	\$45	111	48	86%	92%	\$120	\$160

TABLE 5

AVERAGE POINTS SCORED OVER QUOTA	
Gold Tees	White Tees
-0.81	-0.61

TABLE 6

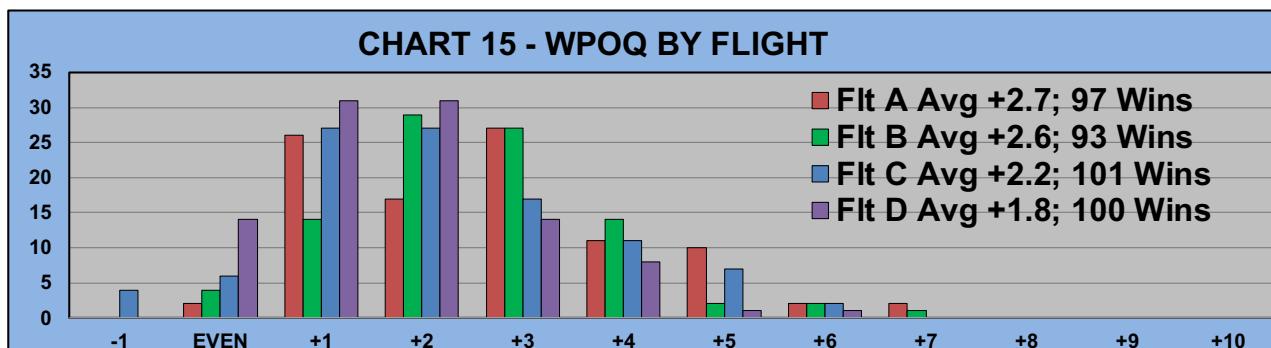
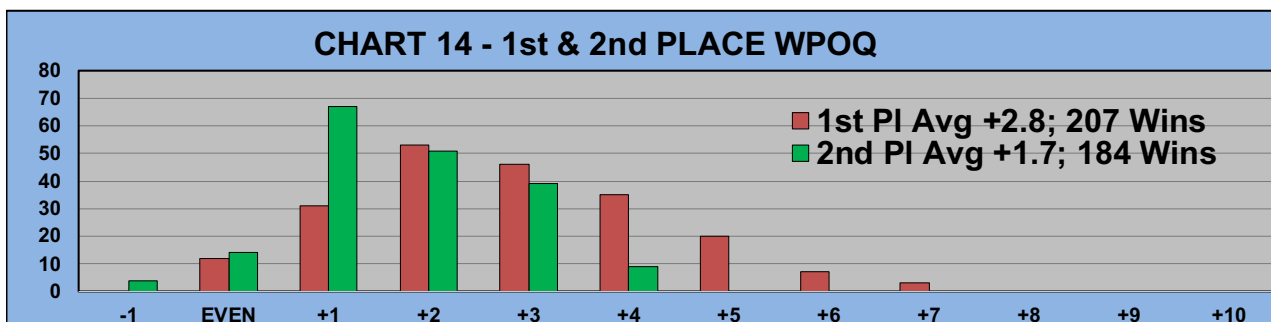
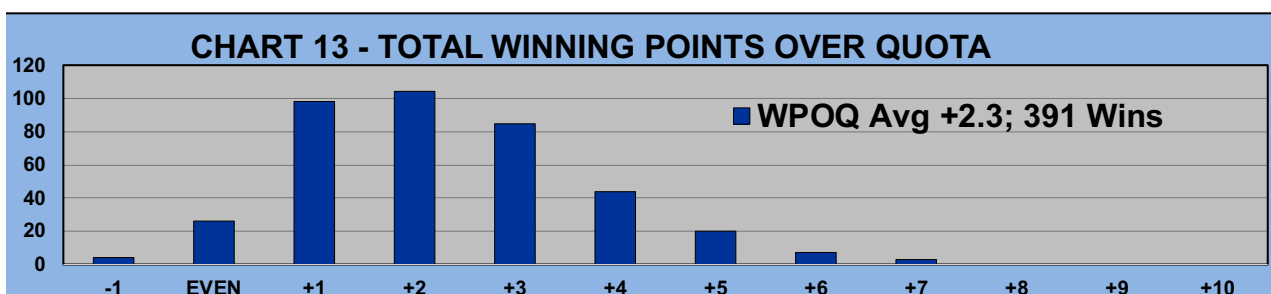
AVERAGE QUOTA	
Gold Tees	White Tees
6.13	7.27



WINNING POINTS OVER QUOTA (WPOQ)



AFTER 18 ROUNDS OF PLAY





WINNING POINTS OVER QUOTA (WPOQ)



AFTER 18 ROUNDS OF PLAY

